
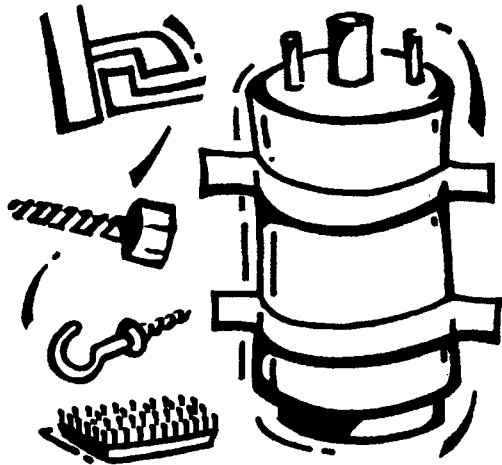


ESP FOCUS



REDUCING HOME HAZARDS



WHY

To prevent injuries and damage!

Even moderate earthquakes such as last year's Northridge earthquake can cause substantial injuries and property damage.

The magnitude 6.7 temblor caused 57 deaths, more than 9,000 injuries and billions of dollars in property losses.

The strong ground shaking caused substantial damage to a variety of structures and contents. Preventive actions could have reduced much of the damage. Foundation bolting and cripple wall bracing could have reduced structural damage to single-family homes built before the 1960s; cabinet latches and secured mirrors, computers, televisions and tall pieces of furniture could have reduced nonstructural losses and injuries caused by falling or flying objects.

Reduce your chances of damage to your home and property **TODAY** by following the steps outlined on the reverse side of this Focus Sheet.

Flyer compliments of:
**COUNTY OF LOS ANGELES
OFFICE OF EMERGENCY MANAGEMENT**

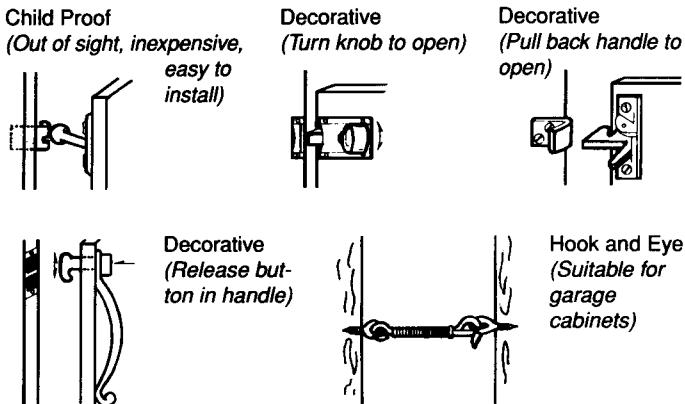
JUNE

MATERIALS & TOOLS NEEDED

- | | |
|---|---|
| <input type="checkbox"/> Cabinet latches | <input type="checkbox"/> Screwdriver |
| <input type="checkbox"/> Brackets | <input type="checkbox"/> Hammer |
| <input type="checkbox"/> Lag screws | <input type="checkbox"/> Pliers |
| <input type="checkbox"/> Flat head screws | <input type="checkbox"/> Adjustable wrench |
| <input type="checkbox"/> Wood trim | <input type="checkbox"/> Small nails or brads |
| <input type="checkbox"/> Screw hooks | |

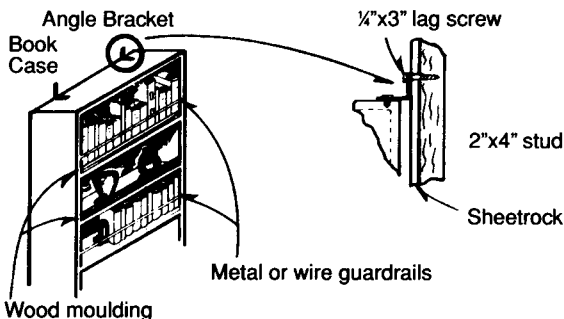
CABINETS

Install positive catching latches. Many variations are available.



TALL FURNITURE

Install positive catching latches. Many variations are available.



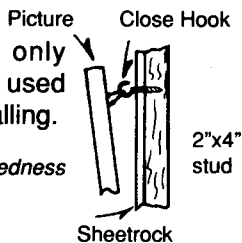
OPEN SHELVES

Install guard across shelf or install wood trim on front of shelf. Place heavy objects on lower shelves.

HANGING PICTURES

Screw hooks into wood members only (stud or ceiling joists). Close hooks used for hanging pictures to prevent their falling.

Reproduced from "Home Earthquake Preparedness Guide," with permission of EQE Incorporated, San Francisco.



SECURING OTHER OBJECTS

Damage to and injuries from falling televisions, video cassette recorders, lamps and other objects can be reduced by securing them with industrial-strength gripper, putty and other fasteners. Consult your home improvement professional for additional ideas.

SECURING STRUCTURAL OBJECTS

You can reduce the risk of damage to your house by making sure it's bolted to the foundation and the cripple walls are adequately braced. Most, but not all, houses built since 1960 are secured to the foundation. Many built before then probably haven't been properly secured. Take the following steps to reduce the risk of damage to your biggest investment:

- Call your local building department to determine when local codes requiring bolting were adopted; or
- Check the sill plate for the bolts that tie your house to the foundation.

If your house is not bolted to the foundation, you can either do the work yourself or hire a professional. Tips on how to do bolt your house to the foundation and strengthen its cripple walls—another hazard—are available in the step-by-step how-to video "An Ounce of Prevention... Strengthening Your Wood Frame Home for Earthquake Safety" and the accompanying handbook with the same title. The video and handbook are available for loan through local libraries, offices of emergency services, building departments and Blockbuster video stores.

Information on strengthening your home and local building code requirements is also available through your local building department.

Safety tips:

- Closed window coverings can minimize damage and injuries from flying glass.
- Bracing your water heater can help preserve a valuable source of drinking water. Contact your local gas company for bracing instructions.

This action sheet is produced as part of the Earthquake Survival Program (ESP). ESP is an awareness campaign designed to increase individual and home earthquake preparedness. ESP was developed by the County of Los Angeles. The Governor's Office of Emergency Services and representatives from Imperial, Inyo, Kern, Los Angeles, Mono, Orange, Riverside, San Bernardino, San Diego, San Luis Obispo, Santa Barbara and Ventura counties assist in the development of campaign materials and in coordination of the campaign.

Steps to Survive in **1995**

